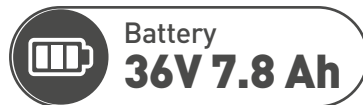


skyjet

16" E-BIKE

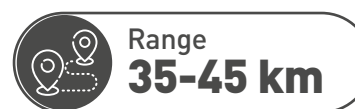
1S



FRAME STEEL - FRONT FORK STEEL - TIRES KENDA 16" x 1.95 - NET WEIGHT 16KG

16" E-BIKE

1S



FRAME STEEL - FRONT FORK STEEL - TIRES KENDA 16" x 1.95 - NET WEIGHT 16KG

20" FOLDING E-BIKE

2S



FRAME STEEL - BATTERY 36V 10 Ah - MOTOR 250W - FRONT FORK STEEL
TOP SPEED 25 km/h - RANGE 45-60 km - TIRES KENDA 20"x1.95 - NET WEIGHT 21KG

20" FAT FOLDING E-BIKE

3S



FRAME ALLOY - BATTERY 36V 10 Ah - MOTOR 250W - FRONT FORK ALLOY LOCKED-OUT
TOP SPEED 25 km/h - RANGE 45-60 km - TIRES CST 20" x 4.0 - NET WEIGHT 24KG

20" FAT FOLDING E-BIKE

3SL



FRAME ALLOY - BATTERY 36V 10 Ah - MOTOR 250W - FRONT FORK ALLOY LOCKED-OUT
TOP SPEED 25 km/h - RANGE 45-60 km - TIRES CST 20" x 4.0 - NET WEIGHT 24KG

20" FAT FOLDING E-BIKE

3SL



LCD DISPLAY



GEL SADDLE



20" FAT E-BIKE

4S



FRAME 20" ALLOY - BATTERY 36V 10 Ah - FRONT FORK ALLOY LOCKED-OUT
MAX SPEED 25 km/h - RANGE 55-70 km - TIRES KENDA 20" x 4.5 - NET / MAX WEIGHT 24 kg.

20" FAT E-BIKE


4S



LCD DISPLAY




FRONT & REAR DISC BRAKE



27.5"

MOUNTAIN E-BIKE

6A



FRAME 27.5" ALLOY - BATTERY 36V 13Ah - FRONT FORK SUSPENSION (LOCK-OUT) - SADDLE GEL SADDLE
MAX SPEED 25 km/h - RANGE 50-75 km - TIRES CST 27.5" x 2.4 - NET / MAX WEIGHT 24 kg.

27.5"

MOUNTAIN E-BIKE

6A



skyjet